LARGE CHAMBER TYPE LEVEL GAUGE
MODEL : L110, L210

WISE®

DESCRIPTION

When Liquids boil, bubbling makes the surface level indistinct. In this type of gauge the larger volume of the liquid chamber reduces bubbling, there by facilitating level reading. It is also frequently used for dense, viscous liquid. The body is made of A106 Gr.B or Stainless Steel pressure pipe, and is fated for 16MPa

For high-viscosity fluids and slurry, the liquid path at valves, and at joints of the gauge body, is normally so restricted that changes in liquid level cannot be readily observed. It is therefore possible to use connecting pipes and valves like those shown in the photographs above. Which are of the same diameter as the liquid chamber

MODEL



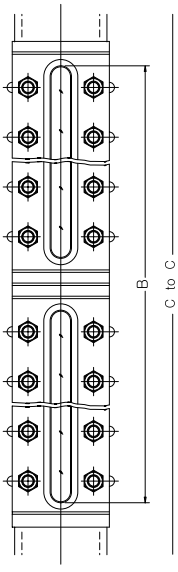

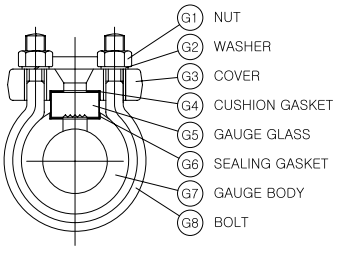

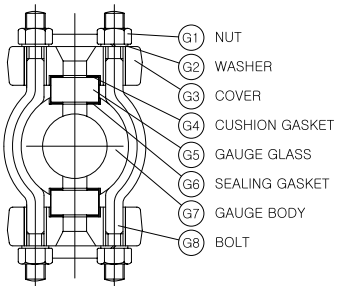

MODEL - L110
CHAMBER MATERIAL - Carbon Steel, Stainless Steel
MAX.PRESSURE - 14MPa
VESSEL CON'N SIZE - 25A, 40A, 50A

MODEL - L210
CHAMBER MATERIAL - Carbon Steel, Stainless Steel
MAX.PRESSURE - 14MPa
VESSEL CON'N SIZE - 25A, 40A, 50A

LEVEL GAUGE ORDERING INFORMATION

(Reflex)

GAUGE PATTERN

L100 : Reflex
L110 : Reflex Large Chamber
L120 : Reflex Non-Frosting
L130 : Reflex Jacketed
L140 : Reflex Zig-Zag
L150 : Reflex Illuminator
L160 : Reflex Bi-Color

VESSEL CON'N SIZE

ANSI	JIS	ANSI	JIS
AA : 1/2" 150# RF	JA : 15A 10K RF	AJ : 1 1/2" 150# RF	JJ : 40A 10K RF
AB : 1/2" 300# RF	JB : 15A 20K RF	AK : 1 1/2" 300# RF	JK : 40A 20K RF
AC : 1/2" 600# RF	JC : 15A 30K RF	AL : 1 1/2" 600# RF	JL : 40A 30K RF
AD : 3/4" 150# RF	JD : 20A 10K RF	AM : 2" 150# RF	JM : 50A 10K RF
AE : 3/4" 300# RF	JE : 20A 20K RF	AN : 2" 300# RF	JN : 50A 20K RF
AF : 3/4" 600# RF	JF : 20A 30K RF	AO : 2" 600# RF	JO : 50A 30K RF
AG : 1" 150# RF	JG : 25A 10K RF	AP : 1/2" NPT	JP : 1/2" PT
AH : 1" 300# RF	JH : 25A 20K RF	AQ : 3/4" NPT	JQ : 3/4" PT
A I : 1" 600# RF	J I : 25A 30K RF	OH : OTHER	

VESSEL CON'N TYPE

A : Flanged B : Union & Screwed O : Other

HOOK-UP

B : Top & Bottom
R : Side-Side (Right)
L : Side-Side (Left)
O : Other Hook-Up

GAUGE CON'N

G : Gland U : Union S : Screwed O : Other

GAGE VALVE

S : Straight O : Off-Set N : None

CENTER TO CENTER(mm)

XXXX

CHAMBER MAT'L

CSC : Body-C.S / Cover-C.S
S1C : Body-304SS / Cover-C.S
SS1 : Body-304SS / Cover-304SS
ZZZ : Other

DRAIN END

D : Dust-Proof Cap Inserted
P : With Plug
O : Other

OPTION

S : Scale Plate
O : Other
N : None

L100	AE	A	B	S	O	XXXX	S1C	P	N

LEVEL GAUGE ORDERING INFORMATION

(Transparent)

GAUGE PATTERN

L200 : Transparent
L210 : Transparent Large Chamber
L220 : Transparent Non-Frosting
L230 : Transparent Jacketed
L240 : Transparent Zig-Zag
L250 : Transparent Illuminator
L260 : Transparent Bi-Color

VESSEL CON'N SIZE

ANSI	JIS	ANSI	JIS
AA : 1/2" 150# RF	JA : 15A 10K RF	AJ : 1 1/2" 150# RF	JJ : 40A 10K RF
AB : 1/2" 300# RF	JB : 15A 20K RF	AK : 1 1/2" 300# RF	JK : 40A 20K RF
AC : 1/2" 600# RF	JC : 15A 30K RF	AL : 1 1/2" 600# RF	JL : 40A 30K RF
AD : 3/4" 150# RF	JD : 20A 10K RF	AM : 2" 150# RF	JM : 50A 10K RF
AE : 3/4" 300# RF	JE : 20A 20K RF	AN : 2" 300# RF	JN : 50A 20K RF
AF : 3/4" 600# RF	JF : 20A 30K RF	AO : 2" 600# RF	JO : 50A 30K RF
AG : 1" 150# RF	JG : 25A 10K RF	AP : 1/2" NPT	JP : 1/2" PT
AH : 1" 300# RF	JH : 25A 20K RF	AQ : 3/4" NPT	JQ : 3/4" PT
A I : 1" 600# RF	J I : 25A 30K RF	OH : OTHER	

VESSEL CON'N TYPE

A : Flanged B : Union & Screwed O : Other

HOOK-UP

B : Top & Bottom
R : Side-Side (Right)
L : Side-Side (Left)
O : Other Hook-Up

GAUGE CON'N

G : Gland U : Union S : Screwed O : Other

GAGE VALVE

S : Straight O : Off-Set N : None

CENTER TO CENTER(mm)

XXXX

CHAMBER MAT'L

CSC : Body-C.S / Cover-C.S
S1C : Body-304SS / Cover-C.S
SS1 : Body-304SS / Cover-304SS
ZZZ : Other

DRAIN END

D : Dust-Proof Cap Inserted
P : With Plug
O : Other

OPTION

S : Scale Plate
O : Other
N : None

L200	AB	B	B	S	S	XXXX	SS1	D	S